

# Sponge Sampling



## Sampling Supplies

**Sponge**



*These supplies can be purchased from Q Laboratories by contacting [office@qlaboratories.com](mailto:office@qlaboratories.com) or calling (513) 471-1300. The sponge shown represents the product as supplied by Q Laboratories. Samples provided by Q Laboratories will match this appearance. Sponges not purchased directly from Q Laboratories may vary in color, shape, or packaging.*

# Sampling Instructions

Please note: Always wear gloves and employ proper aseptic technique to avoid cross-contamination.

## Sampling Using Sponges:

1. Label the bag clearly.



2. Tear off the top of the bag. Once torn, pull the tab to open the bag.




3. Keeping hands outside the bag, guide the handle out through the top of the bag. Grasp the handle above the thumb stop and remove the device.



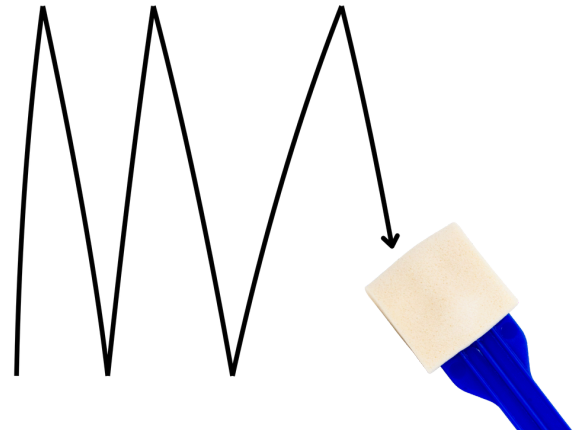
4. Press firmly and flex the handle to ensure full contact between the sponge head and the sample surface.



**5. Apply consistent pressure and scrub back and forth in a single direction across the sample surface.**




**6. Flip the device over. Rotate direction 90° and scrub back and forth across the same surface area.**



**7. Return the sampling device to the bag without inserting past the thumb stop. Hold the sponge from the outside of the bag and twist the handle counterclockwise to remove it.**



**8. Seal it by rolling down the opening and folding the ties.**



**9. Store the sample in a refrigerator or a cooler with an ice pack.**

***For questions related to Sampling, please contact our main office at (513) 471-1300 or [office@qlaboratories.com](mailto:office@qlaboratories.com).***

The sampling guidance and tips provided by Q Laboratories are intended for general informational purposes only and do not constitute project-specific instructions, professional advice, or a substitute for site-specific procedures or regulatory requirements. Sampling conditions, objectives, and regulatory obligations vary, and this guidance may not be applicable to all situations. Users are solely responsible for determining the suitability of any sampling method for their specific application and for ensuring compliance with all applicable laws, regulations, standards, and contractual obligations. Q Laboratories makes no representations or warranties, express or implied, regarding the accuracy or completeness of this information and assumes no responsibility or liability for outcomes resulting from its use or reliance. For project-specific guidance, users should consult applicable regulations or qualified professionals.

